































































Client Report

Duration 18/04/2024 - 18/04/2024

Date	Ref #	Casa	Before	After	Extra	Length	Width	Area (m ²)
18/04/2024	0001	Matn				1.00	5.80	5.80
18/04/2024	0002	Matn				0.70	5.40	3.78
18/04/2024	0003	Matn				1.30	2.00	2.60
18/04/2024	0004	Matn				0.80	3.50	2.80
18/04/2024	0005	Matn				1.40	3.40	4.76
18/04/2024	0006	Matn				1.70	2.80	4.76
18/04/2024	0007	Matn				0.60	1.70	1.02
18/04/2024	0008	Matn				0.60	1.40	0.84

18/04/2024	0009	Matn				1.30	2.00	2.60
18/04/2024	0010	Matn				1.40	2.30	3.22
18/04/2024	0011	Matn				1.40	3.60	5.04
18/04/2024	0012	Matn				1.30	1.70	2.21
18/04/2024	0013	Matn				1.70	4.00	6.80
18/04/2024	0014	Matn				0.50	0.50	0.25
18/04/2024	0015	Matn				1.50	5.50	8.25
18/04/2024	0016	Matn				1.40	2.60	3.64
18/04/2024	0017	Matn				1.70	2.20	3.74

18/04/2024	0018	Matn				1.30	1.30	1.69
18/04/2024	0019	Matn				1.80	4.00	7.20
18/04/2024	0020	Matn				0.80	1.90	1.52
18/04/2024	0021	Matn				0.50	0.80	0.40
18/04/2024	0022	Matn				1.10	2.40	2.64
18/04/2024	0023	المتن				1.80	3.10	5.58
18/04/2024	0024	Matn				1.10	3.70	4.07
18/04/2024	0025	Matn				0.80	2.00	1.60
18/04/2024	0026	Matn				1.10	3.50	3.85

Total (m²)

90.66

Pothole Count

26